| | | | |
|---|---|---|---|
| **Mobile :** | +91 88495 63724 | **Email:** | sem@semtrainers.com |
| **Mobile 1:** | +91 98791 03905 | **Website:** | www.semtrainers.com |

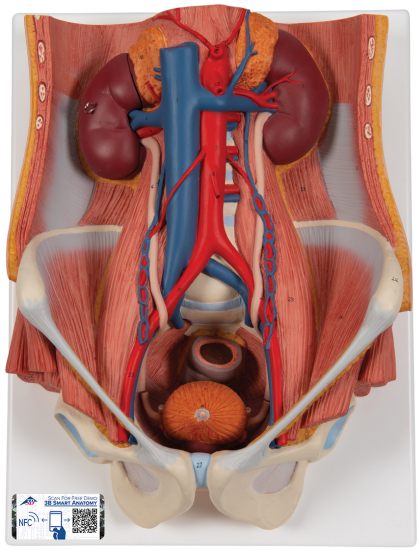

# Dual Sex Urinary System Model, 6 part - 3B Smart Anatomy

| | |
|---|---|
| Item No. | 1000317 [K32] |
| Weight | 2.359 kg |
| Dimensions | 41 x 31 x 15 cm |
| Brand | 3B Scientific |

Read More

**SKU:**

**Categories:**Urology Models

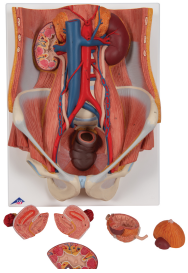

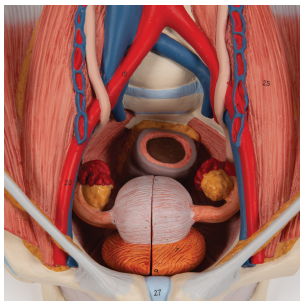

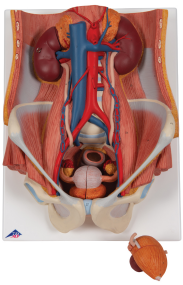

## Product Description

New **anatomy app** called 3B Smart Anatomy now included for FREE with Dual Sex Urinary System Model, 6 part.

Every original 3B Scientific anatomy model now includes these additional **FREE features**:

- Free access to the **anatomy course** 3B Smart Anatomy, hosted inside the award-winning Complete Anatomy app by 3D4Medical
- The 3B Smart Anatomy course includes **23 digital anatomy lectures**, 117 different virtual anatomy models and 39 anatomy quizzes to test your knowledge
- Bonus: **FREE warranty upgrade from 3 to 5 years** with every product registration

**TIP**: You will also receive access to a **free 3-day trial to all premium features** of the Complete Anatomy app when you sign up for your 3B Smart Anatomy course.

To unlock these benefits, simply scan the label located on your model and register online. All 3B Smart Anatomy features are **completely free of charge** for you. Click here to learn more.

This Urinary System all-in-one-model shows:

- Structures of retroperitoneal cavity
- Large and small pelvis with bones and muscles
- Inferior vena cava
- Aorta with its branches including iliacal vessels
- Upper urinary tract
- Rectum
- Kidney with adrenal gland.

One front half of a kidney is removable from the anatomical model of the urinary system. With easy to change male insert (bladder and prostate, front and rear half) and female insert (bladder, womb and ovaries, 2 lateral halves) the Urinary System model is a great teaching tool. Parts are numbered on the Dual Sex Urinary System.

Dual Sex Urinary System model on baseboard.
3B Smart Anatomy explained in 90 seconds: