SEM TRAINERS & SYSTEMS
WHERE TIME MOVES AHEAD TO KEEP PACE WITH KNOWLEDGE
SEM- Scientific Educative Methods in Science, Engineering & Medicine

Mobile :	+91 88495 63724	**Email:**	sem@semtrainers.com
Mobile 1:	+91 98791 03905	**Website:**	www.semtrainers.com



Seymour II™ Wound Care Simulator

Item No.	1009798 [W46500/1]
Weight	2.51kg
Dimensions	30.5 x 30.5 x 15.2 cm
Brand	VATA
MPN:	910

Read More

SKU:

Categories: Decubitus Care


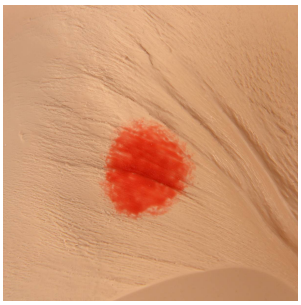
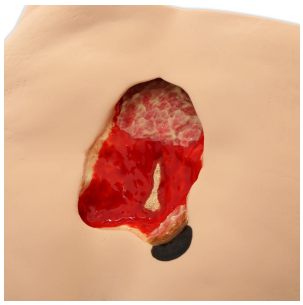
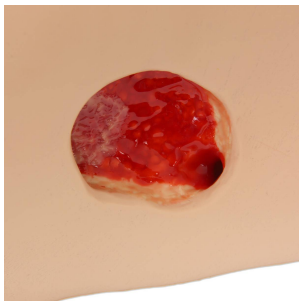

Product Description

The Seymour II™ Wound Care Simulator has been redesigned and now made with a new flexible, life-like material that permits the application and easy removal of dressings, without leaving an adhesive residue. Still the most comprehensive model of its kind, molded from a 74-year-old patient, looks and

feels like the real thing. Displaying the following pressure ulcers* (NPUAP 2007 - National Pressure Ulcer Advisory Panel): Stage I, Stage II, Stage III with undermining, tunneling, subcutaneous fat and slough, deep Stage IV with exposed bones, undermining, tunneling, subcutaneous fat, eschar and slough. Also shown are a suspected DTI (Deep Tissue Injury), unstageable full eschar/slough wound, and a dehisced wound. The Stage III and Stage IV are positioned so that a “bridging” dressing for use with a vacuum assisted closure and negative pressure wound therapy devices can be demonstrated and practiced. This model makes it possible to visualize and understand the differences in wounds. Great care has been taken to color each wound just as you would see it on a patient. You are able to demonstrate and practice wound cleansing, classification, staging, and assessment, as well as the measurement of wound length, depth, undermining, and tunneling. The positioning of the wounds permits multiple dressings to be demonstrated at the same time.

Seymour II™ Wound Care Simulator (1009798 [W46500/1])

The Seymour II™ Wound Care Simulator (Item No. 1009798 [W46500/1], MPN 910, 2.51 kg, 30.5×30.5×15.2 cm) by VATA has been redesigned with a new flexible, lifelike material that permits application and easy removal of dressings without leaving adhesive residue — remaining the most comprehensive model of its kind, molded from a 74-year-old patient for authentic look and feel.

A full range of NPUAP-classified pressure ulcers. Following NPUAP 2007 (National Pressure Ulcer Advisory Panel) staging, the model displays Stage I, Stage II, Stage III (with undermining, tunneling, subcutaneous fat, and slough), and deep Stage IV (with exposed bone, undermining, tunneling, subcutaneous fat, eschar, and slough). Also included are a suspected DTI (Deep Tissue Injury), an unstageable full eschar/slough wound, and a dehisced wound.

Built for advanced wound therapy demonstration. The Stage III and Stage IV wounds are positioned so a "bridging" dressing for vacuum-assisted closure and negative pressure wound therapy devices can be demonstrated and practiced.

Realistic coloring for accurate visual training. Great care has been taken to color each wound just as it would appear on a real patient, making it possible to visualize and understand the differences between wound types.

A comprehensive wound care training tool. Demonstrate and practice wound cleansing, classification, staging, and assessment, as well as measurement of wound length, depth, undermining, and tunneling. Wound positioning allows multiple dressings to be demonstrated at the same time.

Why Buy from SEM Trainers? SEM Trainers & Systems has over 30 years of experience supplying medical education resources to 1,500+ institutions across 28 states. We provide pan-India delivery and dedicated after-sales support.

Frequently Asked Questions

Q: What pressure ulcer stages does this model include? A: Stage I through deep Stage IV per NPUAP 2007 classification, plus a suspected DTI, an unstageable full eschar/slough wound, and a dehisced wound.

Q: Can it be used with negative pressure wound therapy devices? A: Yes — the Stage III and Stage IV wounds are positioned to allow practice with bridging dressings for vacuum-assisted closure and negative pressure wound therapy.

Q: Does removing dressings leave residue? A: No — the redesigned flexible material permits easy dressing removal without leaving adhesive residue.

Contact us at sem@semtrainers.com or call +91-88495 63724 for pricing and availability.