



SEM

SEM TRAINERS & SYSTEMS

WHERE TIME MOVES AHEAD TO KEEP PACE WITH KNOWLEDGE

SEM- Scientific Educative Methods in Science, Engineering & Medicine

Mobile : +91 88495 63724
Mobile 1: +91 98791 03905

Email: sem@semtrainers.com
Website: www.semtrainers.com



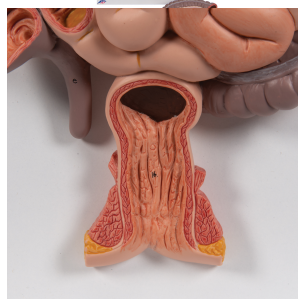
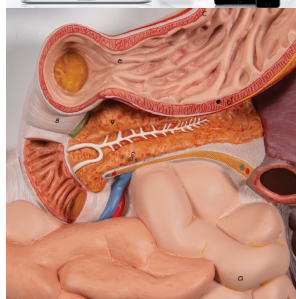
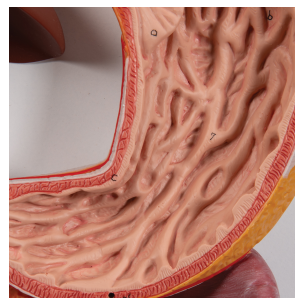
Human Digestive System Model, 2 part - 3B Smart Anatomy

Item No. 1000306 [K20]
Weight 3.193 kg
Dimensions 81 x 33 x 10 cm
Brand 3B Scientific

[Read More](#)

SKU:

Categories:Digestive System Models



Product Description

New **anatomy app** called 3B Smart Anatomy now included for FREE with Human Digestive System Model, 2 part.

Every original 3B Scientific anatomy model now includes these additional **FREE features**:

- Free access to the **anatomy course** 3B Smart Anatomy, hosted inside the award-winning Complete Anatomy app by 3D4Medical
- The 3B Smart Anatomy course includes **23 digital anatomy lectures**, 117 different virtual anatomy models and 39 anatomy quizzes to test your knowledge
- Bonus: **FREE warranty upgrade from 3 to 5 years** with every product registration

TIP: You will also receive access to a **free 3-day trial to all premium features** of the Complete Anatomy app when you sign up for your 3B Smart Anatomy course.

To unlock these benefits, simply scan the label located on your model and register online. All 3B Smart Anatomy features are **completely free of charge** for you. [Click here](#) to learn more.

Life-size digestive system model that demonstrates the entire digestive system in graphic relief. Digestive System features:

- Nose
- Mouth cavity and Pharynx
- Esophagus
- GI tract
- Liver with gall bladder
- Pancreas
- Spleen

Same features as the K21 but **without** the removable stomach half. The duodenum, caecum and rectum of the digestive system are opened. The transverse colon is removable. The digestive system mounted on baseboard.

3B Smart Anatomy explained in 90 seconds: