



SEM TRAINERS & SYSTEMS

WHERE TIME MOVES AHEAD TO KEEP PACE WITH KNOWLEDGE

SEM- Scientific Educative Methods in Science, Engineering & Medicine

Mobile : +91 88495 63724
Mobile 1: +91 98791 03905

Email: sem@semtrainers.com
Website: www.semtrainers.com

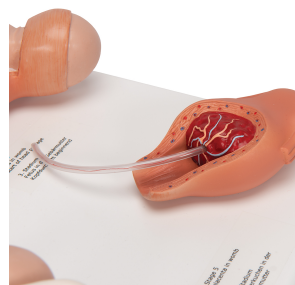
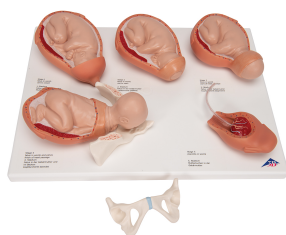
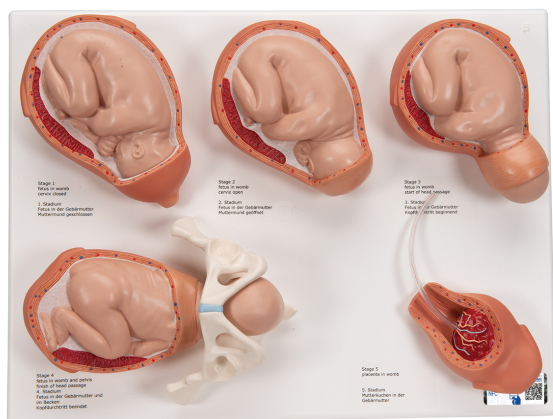
Labor Stages Model, Small - 3B Smart Anatomy

Item No. 1001259 [VG393]
Weight 2 kg
Dimensions 40 x 31 x 13 cm
Brand 3B Scientific

[Read More](#)

SKU:

Categories: Pregnancy Models



Product Description

New **anatomy app** called 3B Smart Anatomy now included for FREE with Labor Stages Model, Small.

Every original 3B Scientific anatomy model now includes these additional **FREE features**:

- Free access to the **anatomy course** 3B Smart Anatomy, hosted inside the award-winning Complete Anatomy app by 3D4Medical
- The 3B Smart Anatomy course includes **23 digital anatomy lectures**, 117 different virtual anatomy models and 39 anatomy quizzes to test your knowledge
- Bonus: **FREE warranty upgrade from 3 to 5 years** with every product registration

TIP: You will also receive access to a **free 3-day trial to all premium features** of the Complete Anatomy app when you sign up for your 3B Smart Anatomy course.

To unlock these benefits, simply scan the label located on your model and register online. All 3B Smart Anatomy features are **completely free of charge** for you. [Click here](#) to learn more.

Like VG392 anatomical representation of human birth, but reduced in size to 50%. The birth model is supplied on baseboard. 5 stages of human birth, mounted individually on bases:

- Fetus in womb, cervix closed
- Fetus in womb, cervix open
- Fetus in womb, start of head passage
- Fetus in womb and pelvis, finish of head passage
- Placenta in the womb

The human birthing process in 5 realistic anatomical models.
3B Smart Anatomy explained in 90 seconds: