



SEM

SEM TRAINERS & SYSTEMS

WHERE TIME MOVES AHEAD TO KEEP PACE WITH KNOWLEDGE

SEM- Scientific Educative Methods in Science, Engineering & Medicine

Mobile : +91 88495 63724
Mobile 1: +91 98791 03905

Email: sem@semtrainers.com
Website: www.semtrainers.com

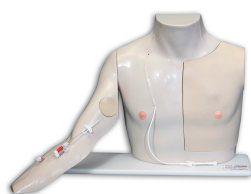
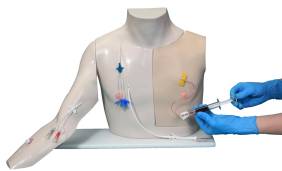
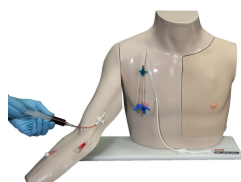
Distributors of Standard Arm for Chester Chest, Light Skin - VATA | SEM Trainers

Item No.	1021821
Weight	4.021kg
Dimensions	14 x 52.1 x 40.6 cm
Brand	VATA
MPN:	2400

[Read More](#)

SKU:

Categories:Advanced Trauma Life Support (ATLS)



Product Description

2400 Chester Chest™ has been an industry standard since 1986 for the teaching of central line care. Chester Chest™ makes it possible to teach and practice the infusion, withdrawal, care, securement and dressings of multiple vascular access lines. INCLUDED: Chest skin flap - 0405 Practice Port -

0406 Tunneled CVC - 0407 Dual PICC 5Fr - 0408 "Wandering " Access Insert - 0420 The right chest area of Chester Chest™ has a 9.6Fr tunneled central catheter that is visible up to the clavicle. The Dacron cuff on this catheter is also discernable. The external jugular vein is slightly raised with an opening to attach your own triple lumen catheter and there is also an opening in the upper chest area for placement of a subclavian catheter. These optional catheters are available from VATA, or if you prefer, you can send us the catheters your institution uses and we will install them at no charge. Included with this model is a real port that makes it possible to simulate accessing the following IVAD placements: "normal", "tipping", "wandering" or deeply placed in the left chest area. Successful access is confirmed by a "blood" return. Fluid can be infused and "blood" withdrawn from all the lines. Now supplied with an updated arm 2388 Standard Arm for Chester Chest™ that is positioned with a greater degree of rotation and extension than the previous arm. The arm has a dual 5Fr PICC exiting the basilic vein from the inner bicep area and an IV site. The 2388 Standard Arm for Chester Chest™ can be ordered separately to upgrade your existing Chester Chest™. Chester Chest™ is a great tool for teaching, competency testing, skills assessment, fluid infusion, "blood" withdrawal and dressing securement techniques associated with central access devices! Optional carry case available 0401