



**SEM**

## SEM TRAINERS & SYSTEMS

WHERE TIME MOVES AHEAD TO KEEP PACE WITH KNOWLEDGE

SEM- Scientific Educative Methods in Science, Engineering & Medicine

**Mobile :** +91 88495 63724  
**Mobile 1:** +91 98791 03905

**Email:** sem@semtrainers.com  
**Website:** www.semtrainers.com



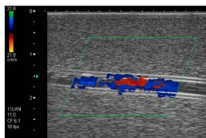
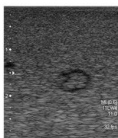
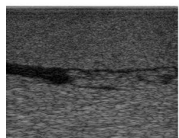
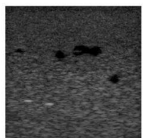
## DVT (Deep Vein Thrombosis) Phantom

Item No. US-21  
Weight 3 kg  
Brand KYOTO KAGAKU, JAPAN

[Read More](#)

**SKU:**

**Categories:**Ultrasound Phantom



## Product Description

For ultrasound screening of DVT (Deep Vein Thrombosis)

**Features**

**Training skills / Applications**

**Set includes**

**Size (approx.)**

**Weight (approx.)**

**Production ? Development Supervision**

**Update**

Faithfull reproduction of blood vessel meandering, branching, and thrombus. The built-in blood vessels allows for milking method as well as observation of compression of the vessels by applying pressure with a transducer. Familiarize with assessment of venous thrombosis in the lower limbs.
Screening for deep venous thrombosis in the lower limbs Observation of blood flow by milking method
1 lower limb manikin 1 ultrasound calf phantom (incorporated) 1 storage case 1 instruction manual
W27 x 17 x 47 cm
3.0kg
Kenji Karino, Professor, Clinical Skill-Up Center, Simane University Hospital
May 16, 2023