



SEM

SEM TRAINERS & SYSTEMS

WHERE TIME MOVES AHEAD TO KEEP PACE WITH KNOWLEDGE

SEM- Scientific Educative Methods in Science, Engineering & Medicine

Mobile : +91 88495 63724
Mobile 1: +91 98791 03905

Email: sem@semtrainers.com
Website: www.semtrainers.com

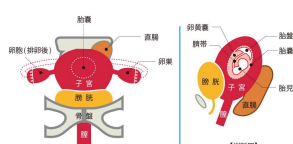
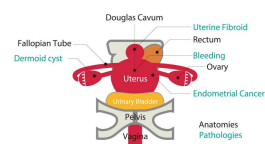
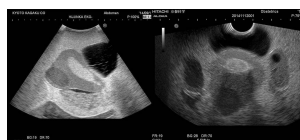
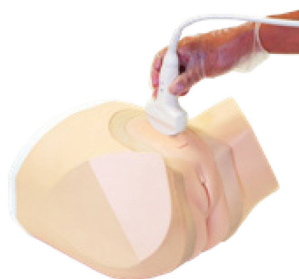
NEW! Obstetric Pelvic Ultrasound Phantom (10 weeks)

Item No. US-10D
Weight 15 kg
Brand KYOTO KAGAKU, JAPAN

[Read More](#)

SKU:

Categories:Ultrasound Phantom



Product Description

Practice both transvaginal and transabdominal ultrasound procedures in one

Features

1. Compatible with actual ultrasound probe.
2. Three types of interchangeable phantom inserts with different pathologies
3. Realistic view of female external genitals

Training skills / Applications

Set includes

Size (approx.)

Packing size (approx.)

Weight (approx.)

Packing weight (approx.)

Related products

Production ? Development Supervision

From tehe supervisor

Update

Handling and manipulation of transvaginal and transabdominal transducers / Interpretation of sonogram / Visualization and localization of anatomies and pathologies
1 lower torso manikin / 1 ultrasound pathology unit / 1 ultrasound ectopic pregnancy unit / 1 talcum powder / 1 syringe / 1 storage case / 1 instruction manual
W34 x D33 x H24cm/W13.5 x D13.0 x H9.5in
W52 x D49 x H55cm / W20.5 x D19.3 x H21.7in
6.9kg
15kg / 33.1lbs
Female Pelvic Ultrasound Phantom for Gynecology Female Pelvic Ultrasound Phantom Full set
Charlotte Henningsen, MS, RT(R), RDMS, RVT, FSDMS, FAIUM Chair & Professor - Sonography Department Adventist University of Health Sciences
"The addition of the 10 week phantom will improve our students' ability to scan phantoms at multiple stages of pregnancy, thus providing them additional opportunities to become more proficient in pregnancy scanning protocols as they apply that knowledge to actual patients." - Charlotte Henningsen
April 1, 2022